


# TRACKWAYS ELEVATED ROADBED & BRIDGES



**TRACKWAYS**  
 DIV. OF BILDISCO MFG.  
 21 CENTRAL AVENUE  
 WEST ORANGE, NJ 07052

**973-673-2400**  
 Fax **973-673-2236**  
[www.bildisco.com](http://www.bildisco.com)


ADDRESS SERVICE REQUESTED

Standard Presort  
 U.S. Postage  
**PAID**  
 Permit 629  
 Orange, NJ  
 07050

**"THERE IS NOTHING LIKE IT"**

# TRACKWAYS

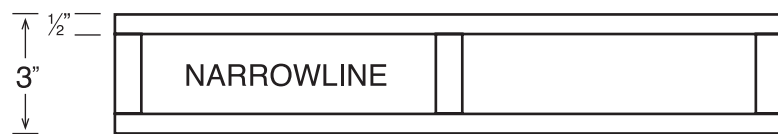

## ELEVATED ROADBED & BRIDGES



*There Is Nothing Else Like It*  
**973-673-2400**

# TRACKWAYS

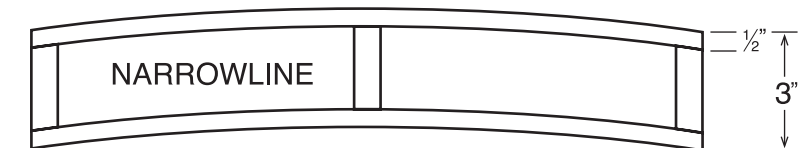
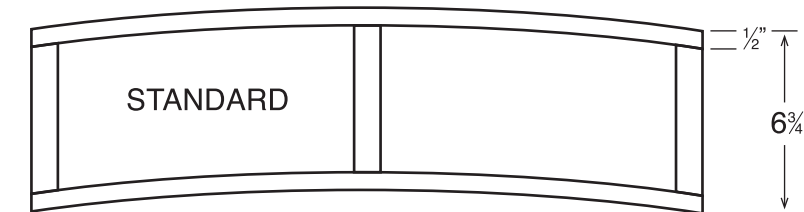
## STRAIGHT SECTIONS




1" - AT ENDS & MAXIMUM OF 12" INTERVALS

- ◆ Outdoor or indoor use.
- ◆ Easy to install and maintain.
- ◆ Modular system with matching straights and curves, road bed, bridges and piers.
- ◆ Easy to cut and bend if necessary.
- ◆ See thru design allows clear view of your landscape while allowing rain, snow, etc. to pass thru and not accumulate, but may be ballasted if desired.
- ◆ Proper sizing to accommodate all major "G" scale track manufacturers.
- ◆ Single, double or triple track system available.
- ◆ Standard - 6<sup>3</sup>/<sub>4</sub>" width offers some derailment security and may have railings added with no train interference.
- ◆ Narrowline - 3" width for prototype buffs who must pray for no derailment.
- ◆ Solid, heavy gauge steel (painted gray).

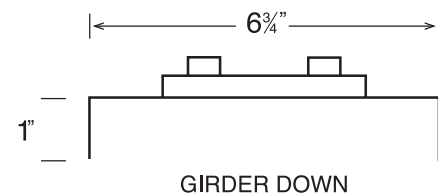
## CURVED SECTIONS



1" - AT ENDS & MAXIMUM OF 12" INTERVALS



#ERS - Standard } 24", 48"  
#NERS - Narrowline



GIRDER DOWN

## ELEVATED ROADBED

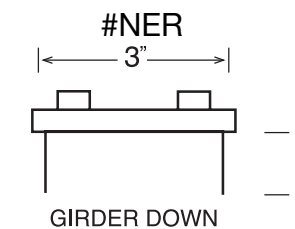
#ER Reversible and Ballastable



GIRDER UP



GIRDER UP W/BALLAST



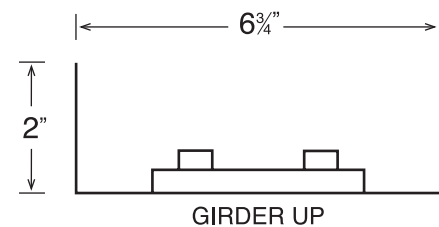
GIRDER DOWN



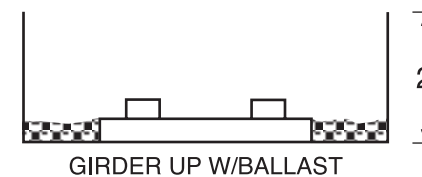
#ERC - Standard } 24" for 5', 8', 10', 20' DIA.  
#NERC - Narrowline



#TBS - Standard - to 48"



GIRDER UP




GIRDER UP W/BALLAST

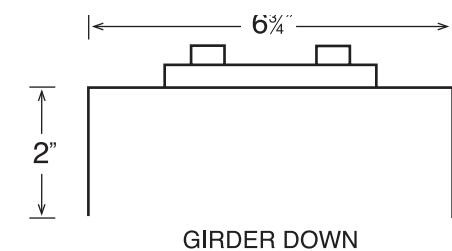
## THRU GIRDER BRIDGE



#TBC - Standard to 48" for 5', 8', 10', 20' DIA.



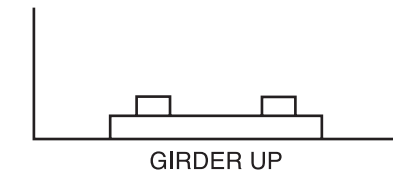
#DBS - Standard } to 48"  
#NDBS - Narrowline



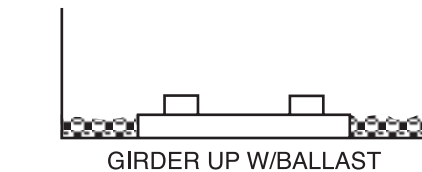
GIRDER DOWN

## DECK GIRDER BRIDGE

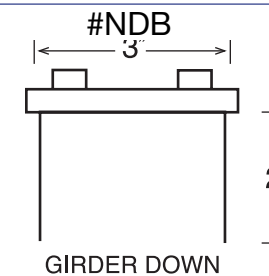
#DB Reversible and Ballastable




GIRDER UP



GIRDER UP W/BALLAST



GIRDER DOWN



#DBC - Standard } to 48" for 5', 8', 10', 20' DIA.  
#NDBC - Narrowline

## PIERS



	Standard #P	Narrowline #PN
Top Plate	2 <sup>1</sup> / <sub>2</sub> " x 6 <sup>1</sup> / <sub>2</sub> "	2 <sup>1</sup> / <sub>2</sub> " x 2 <sup>3</sup> / <sub>4</sub> "
Base	2" x 5 <sup>7</sup> / <sub>8</sub> "	2" x 2 <sup>1</sup> / <sub>4</sub> "
Height	3", 6" 9", 12", 15"	

- ◆ Use Trackway Piers or your own natural matching rock.

- ◆ Every 24" on Elevated Roadbed, up to 48" on Bridges.

## OPTIONS & ACCESSORIES

- ◆ CROSSBRACES - 1" Wide (when you cut a roadbed) - #XB - 6<sup>3</sup>/<sub>4</sub>", #NXB - 3", #XBD - 14" (Double)
- ◆ PREFINISH - (Rustoleum Smoke Gray) - #OTPF - Per Piece
- ◆ 2 TRACK WIDTH - (Double) on any Roadbed or Bridge - 14" Wide - #D2
- ◆ CUSTOM WIDTH - On any Roadbed or Bridge - to 20" Wide - #OCW

# BILDISCO DOOR Mfg., Inc.

SALES • INSTALLATION • SERVICE

ARCHITECTURAL • INSTITUTIONAL • COMMERCIAL • APARTMENT DOOR OPENINGS

"The Door Doctors offer the Total Package for Immediate Delivery"

## TRACKWAYS PRICE LIST

ALL PRICES ARE LIST, F.O.B. W. ORANGE, N.J.

ALL MATERIAL SHIPPED WITHIN 7 DAYS

AMERICAN EXPRESS, MASTERCARD, VISA

<u>STRAIGHT</u>			<u>CURVED</u>		
<b><u>ELEVATED ROADBED</u></b>					
#ERS, NERS	- 24"	\$19.00	#ERC, NERC	- 24"	\$24.00
	- 48"	38.00	5', 8', 10', 20'	diameter	
<b><u>THRU GIRDER BRIDGE</u></b>					
TBS	to 24"	\$40.00	TBC	to 24"	\$54.00
	to 36"	58.00		to 36"	76.00
	to 48"	75.00		to 48"	100.00
			5', 8', 10', 20'	diameter	
<b><u>DECK GIRDER BRIDGE</u></b>					
#DBS, NDBS	to 24"	\$40.00	#DBC, NDBC	to 24"	\$54.00
	to 36"	58.00		to 36"	76.00
	to 48"	75.00		to 48"	100.00
			5', 8', 10', 20'	diameter	

- 
- LENGTH OF CURVED = INSIDE DIAMETER
  - CURVED DIAMETERS ARE APPROXIMATE FOR EXAMPLE:  
A 10' (120") DIAMETER WILL EASILY ACCOMMODATE 100"-140".
- 

### **PIERS**

#P, PN	- 3", 6", 9"	\$50.00
	12", 15"	65.00

### **OPTIONS & ACCESSORIES**

- #CROSS BRACES - XB, NXB - \$1.00, XBD - \$2.00
- PREFINISHED - OTPF - \$10.00 per piece
- 2 TRACK WIDTH - D2 - add 50% to any above price
- CUSTOM WIDTH - OCW - to 6 3/4 width add 30% to 20" width add 60% to above prices.

# TRACKWAYS

## **INSTALLATION HELPFUL HINTS**

VERY SIMPLE TO INSTALL, DON'T OVER COMPLICATE

- TOOLS NEEDED - metal cutting saw (if you need to cut special size(s))
- MATERIAL NEEDED – to attach Trackways to Piers
  - Silicone
  - or – Self-tapping #6 screws  
1/8" x 1/2" - end cross brace  
is predrilled
- to attach track to Trackways
  - Silicone
  - or – Self-tapping #6 screws  
1/8" x 1/2"
  - or – Black wire
- to Ballast Trackways
  - 1/16" or 1/8" plastic/fiberglass
  - ballast
- NOTE ON PIERS - YOUR FINISH PAINT COAT CAN BE MADE TO APPROXIMATE A STEEL PIER OR A CEMENT PIER. IF CEMENT, A CEMENT BRICK LOOKS EXCELLENT FOR A BASE.